

INTELLECTUAL PROPERTY: NEWS AND TRENDS FOR THE NON-SPECIALIST

November 17, 2016

David G. Hanson
414-298-8324
dhanson@reinhartlaw.com

Reinhart Boerner Van Deuren s.c.
1000 North Water Street, Suite 1700, Milwaukee, WI 53202
www.reinhartlaw.com



David G. Hanson leads the firm's Intellectual Property (IP) Litigation Practice Group and is a shareholder in Reinhart's Litigation Practice.

He believes trial lawyers in complex cases persuade best by teaching clearly. In Dave's words: "From the first day, we are thinking about how to tell your story as powerfully as possible, and in IP and other complex cases, persuasive power comes from clarity."

It is a theme that runs through Dave's practice. For more than 20 years, Dave has gained first-chair IP litigation experience, litigating patent, trademark, copyright and trade secret cases throughout the country, mastering technical case facts involving mechanical, electrical and life sciences, and representing clients involved in materials handling, mining, cloning and gene sequencing, construction and manufacturing, and varied consumer products industries.

Webinar Housekeeping

Viewing the Slides

Today's slide presentation will advance automatically in synch with the live presentation.

Handouts

If you would like a hard copy of the slide presentation, a printable version was e-mailed to you yesterday.

Adjusting Your Volume

Volume can be adjusted using the volume control on your computer or phone.

Asking Questions

Throughout the webinar, type your questions using the "QUESTIONS" section in the webinar panel. We will answer as many questions as possible during our Q & A session at the end of the presentation.

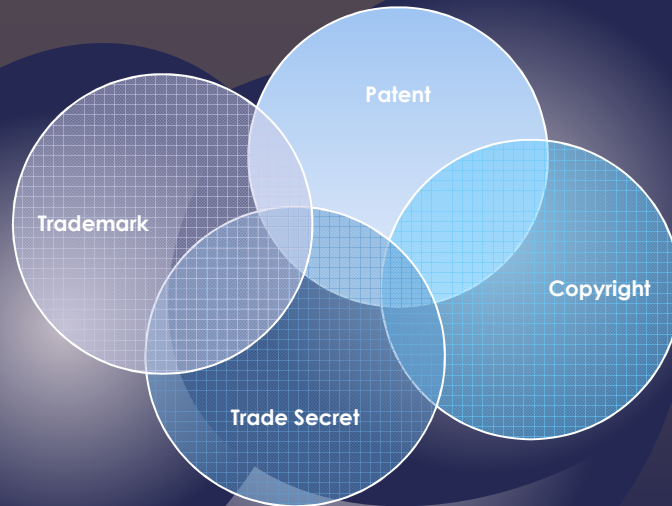
Information

This webinar provides general information about legal issues. It should not be construed as legal advice or a legal opinion. Attendees should seek legal counsel concerning specific factual situations confronting them.

2

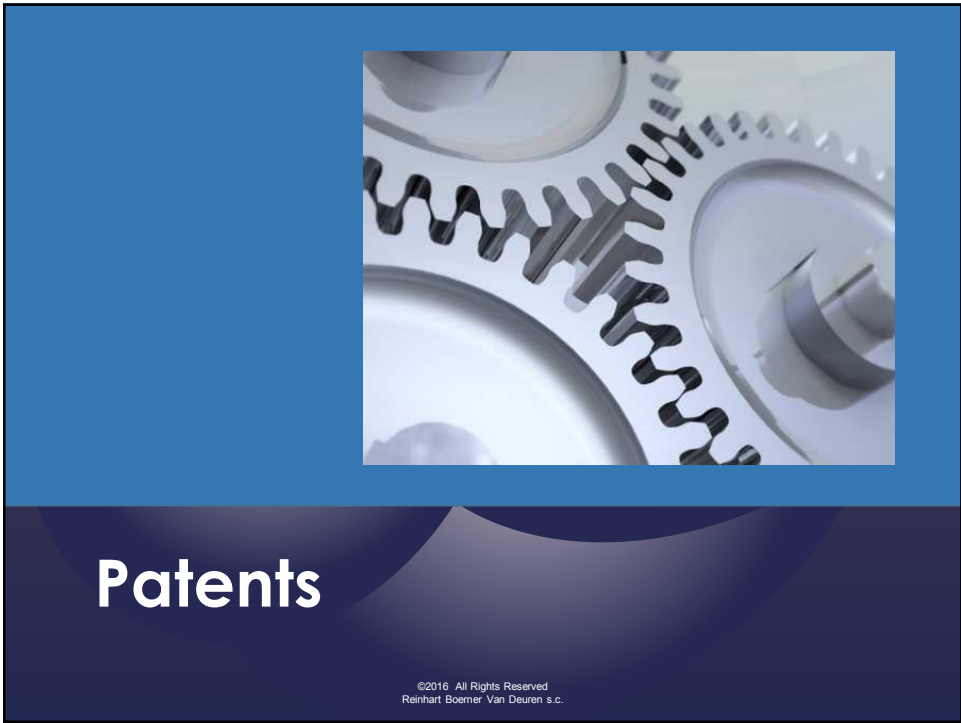
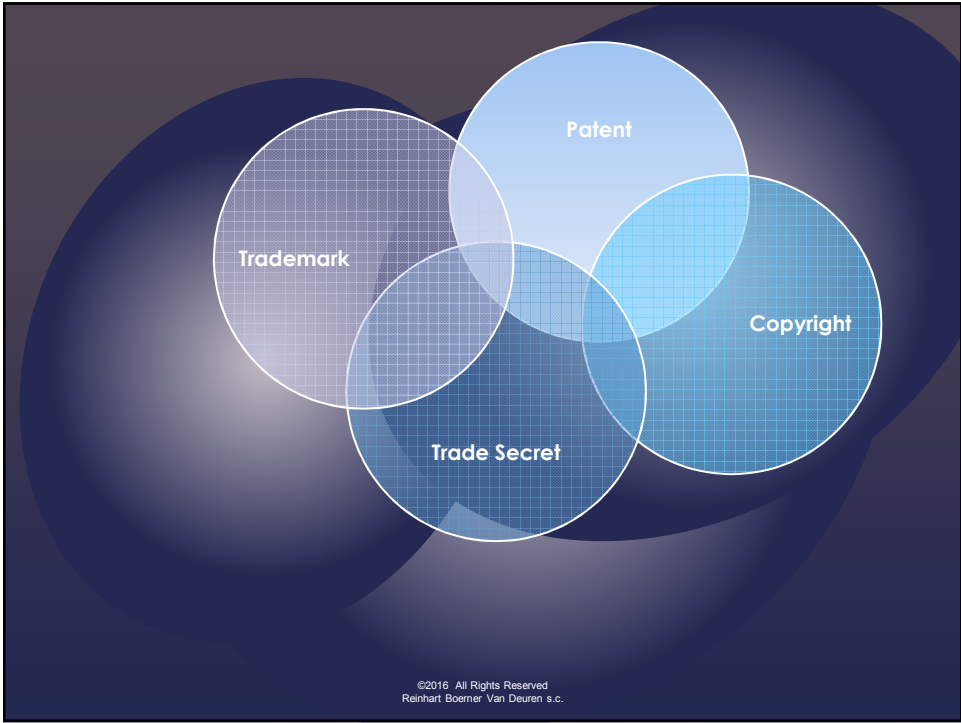
©2016 All Rights Reserved
Reinhart Boerner Van Deuren s.c.

Reinhart
Boerner Van Deuren s.c. Attorneys at Law



Intellectual Property Now

©2016 All Rights Reserved
Reinhart Boerner Van Deuren s.c.





AIA

©2016 All Rights Reserved
Reinhart Boerner Van Deuren s.c.

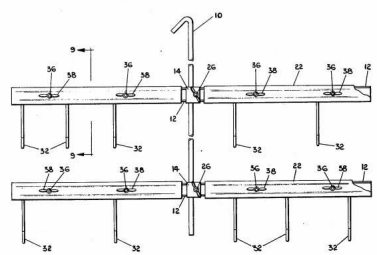
Process,
machine,
manufacture
or
composition
of
matter . . .

United States Patent [19] 4,037,727
Kunkle [45] July 26, 1977

[54] ADJUSTABLE PAINTING OR PLATING RACK
[75] Inventor: Kenneth W. Kunkle, Grand Rapids, Mich.
[73] Assignee: Pierce America, Inc., Grand Rapids, Mich.
[21] Appl. No.: 645,951
[22] Filed: Jan. 2, 1976
[51] Int. Cl.: A47F 5/08; C25D 17/04
[52] U.S. Cl.: 211/117; 204/297 W
[58] Field of Search: 211/113-119, 211/175, 207, 208; 269/46; 204/297 R, 237 W; 118/423, 500, 502, 503

[57] ABSTRACT
An adjustable rack for hanging objects to be painted or plated having a hanging vertical support column with a plurality of adjustable arms connected to the vertical support column. Each arm has a plurality of vertical suspended hooks which can be easily adjusted or removed as desired.

[6] References Cited
U.S. PATENT DOCUMENTS
811,375 1/1906 Clark 204/297 W
2,734,859 2/1956 Reilly et al. 204/297 W
2,858,265 10/1958 Schneider 204/297 W
2,858,266 10/1958 Schneider 204/297 W
2,957,390 10/1960 Aminger 211/117 X
3,020,952 4/1962 Shapiro et al. 211/117
3,129,820 4/1964 Stulman 211/117
Primary Examiner—Roy D. Frazier
Assistant Examiner—Terrell P. Lewis, Jr.
Attorney, Agent, or Firm—McCarthy & Waters



©2016 All Rights Reserved
Reinhart Boerner Van Deuren s.c.



"Alice"

©2016 All Rights Reserved
Reinhart Boerner Van Deuren s.c.

...to the three shafts 42, a plurality of the holes 44. This provides for versatility when large or long objects are supported by the hooks 34. At the top of the vertical shaft 42, a hook 52 is welded on so as to provide a suitable means to attach to an overhead chain belt or conveyor.

It should be understood that the foregoing embodiments of the invention are merely illustrative of the preferred practice of the invention and that various changes and modifications may be made in the arrangement and details of construction of the embodiments described herein without departing from the spirit and scope of the invention.

The embodiments of the invention in which an exclusive property or privilege is claimed are defined as follows:

1. An adjustable rack to hold objects that are to be plated or painted, said rack comprising:

- a vertical support shaft;
- a suspending means attached to the vertical shaft to support the rack from above;
- at least one horizontal arm removably and adjustably attached to the vertical shaft;
- fastening means removably connecting the horizontal arm to the vertical shaft to secure the horizontal arm in a fixed position with respect to the vertical shaft including a C-shaped clamp member, said C-shaped clamp member having an aperture disposed horizontally off-center with respect to the clamp member, said C-shaped clamp member receiving within the concave shape thereof, the vertical shaft, and a removable fastener extending through a hole in the horizontal arm and the aperture in the C-shaped clamp member to clamp the horizontal arm to the vertical shaft;

the fastening means attaching the plurality of hooks include an inner channel member positioned at the concave side of the horizontal arm and abutting the top section of the hooks, and removable fasteners clamping together the horizontal arm, the plurality of hooks and inner channel member.

6. An adjustable rack as described in claim 5 wherein the horizontal arm has a plurality of apertures therethrough, the inner channel member has a plurality of apertures therethrough, and the removable fasteners extend through the apertures of the inner channel member and horizontal arm and clamp the horizontal arm, plurality of hooks and inner channel member.

7. An adjustable rack as described in claim 5 wherein the inner channel member has a lip at each horizontal edge that extends over the horizontal edges of the C-shaped horizontal arm so as to minimize spray paint or plating material from entering the channel through the concave side of the C-shaped horizontal arm.

8. An adjustable rack as described in claim 4 wherein the horizontal arm has vertically aligned shallow notches on the edges of the bottom and top sections, and the vertical shaft is disposed in the shallow notches transversely to the horizontal arm.

9. An adjustable rack as described in claim 4 wherein the vertical shaft has a plurality of holes therethrough and horizontal slits above and below each hole, the fastening means are removable fasteners which extend through the hole of the vertical shaft and a hole in the horizontal arm and which clamp the horizontal arm to the vertical shaft, and the horizontal arm engages the horizontal slits adjacent to the hole through which the horizontal arm is attached to the vertical shaft.

* * * * *

Claims

©2016 All Rights Reserved
Reinhart Boerner Van Deuren s.c.




Everything Is **Obvious***

* ONCE YOU KNOW THE ANSWER

How Common Sense Fails Us
DUNCAN J. WATTS

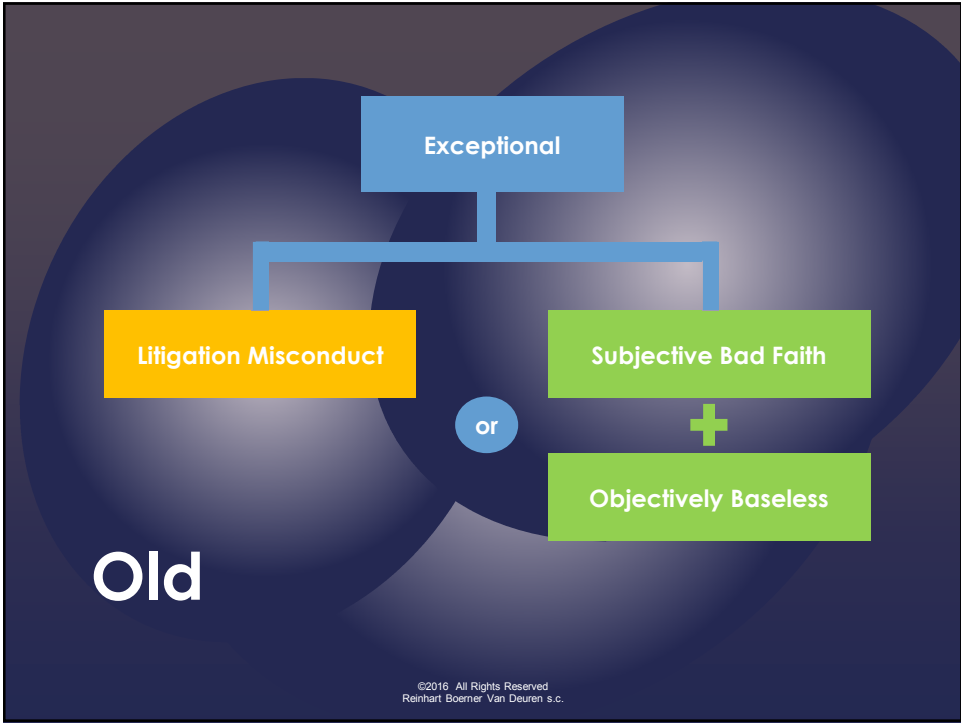
Novel & Non-obvious


©2016 All Rights Reserved
Reinhart Boerner Van Deuren s.c.



The Right to Exclude

©2016 All Rights Reserved
Reinhart Boerner Van Deuren s.c.







Strength


©2016 All Rights Reserved
Reinhart Boerner Van Deuren s.c.



Disparaging Marks

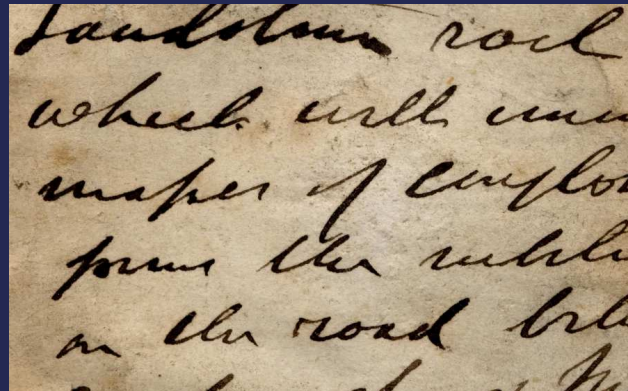
©2016 All Rights Reserved
Reinhart Boerner Van Deuren s.c.

Magic Rack®



With over 25 years of experience, Magic Rack® designs and manufactures industrial hanging paint racks and paint hooks for powder coating, e-coating, liquid spray, flow coat, fluidized bed and plating processes. **Based on our unique patented Magic Rack® technology**, our racking systems are designed and built to accommodate the individual size, shape and weight of your specific parts. Even the trickiest product finishing challenge can be solved with our versatile Magic Rack® technology.

©2016 All Rights Reserved
Reinhart Boerner Van Deuren s.c.



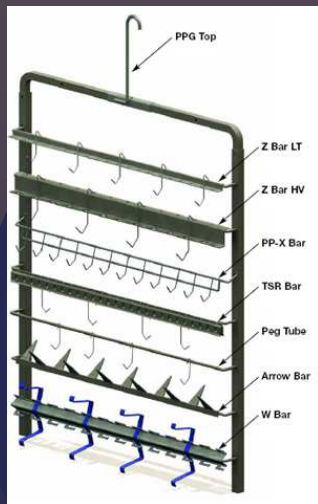
Copyrights

©2016 All Rights Reserved
Reinhart Boerner Van Deuren s.c.



Life + 70

©2016 All Rights Reserved
Reinhart Boerner Van Deuren s.c.



The patented design incorporates vertical uprights made from 3/4" Square, 18 gauge mild steel tubing and have holes spaced every 4" on-center for 30", 36", 42", and 60" lengths. Holes are spaced every 3" on-center for 72" lengths. The vertical tubes can be ordered with holes on one side or two. Frames ordered with holes on two sides allow for coating from both sides of the rack. Other lengths and hole spacing are available by custom order.

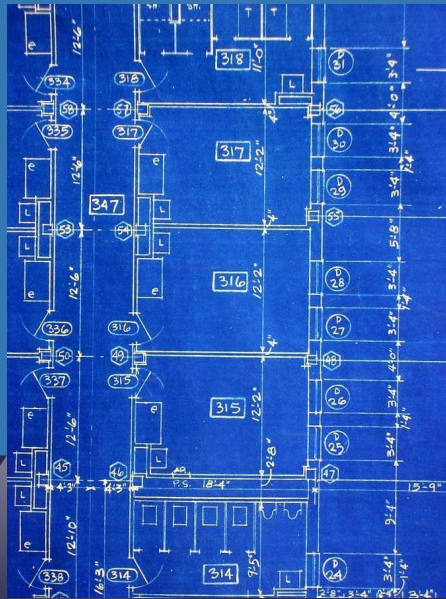
MightyHook

©2016 All Rights Reserved
Reinhart Boerner Van Deuren s.c.




Trade Secrets

©2016 All Rights Reserved
Reinhart Boerner Van Deuren s.c.




Drawings

©2016 All Rights Reserved
Reinhart Boerner Van Deuren s.c.



Customer Lists

©2016 All Rights Reserved
Reinhart Boerner Van Deuren s.c.



Know-how

©2016 All Rights Reserved
Reinhart Boerner Van Deuren s.c.



Reasonable Measures

©2016 All Rights Reserved
Reinhart Boerner Van Deuren s.c.

New Law

DTSA

©2016 All Rights Reserved
Reinhart Boerner Van Deuren s.c.

Questions?

Thank you!